



### ■ Features :

- Universal AC input / Full range
- Protections: Short circuit / Overload / Over voltage
- Cooling by free air convection
- LED indicator for power on
- 100% full load burn-in test
- All using 105°C long life electrolytic capacitors
- Withstand 300VAC surge input for 5 second
- High operating temperature up to 70°C
- Withstand 5G vibration test
- High efficiency, long life and high reliability
- 3 years warranty

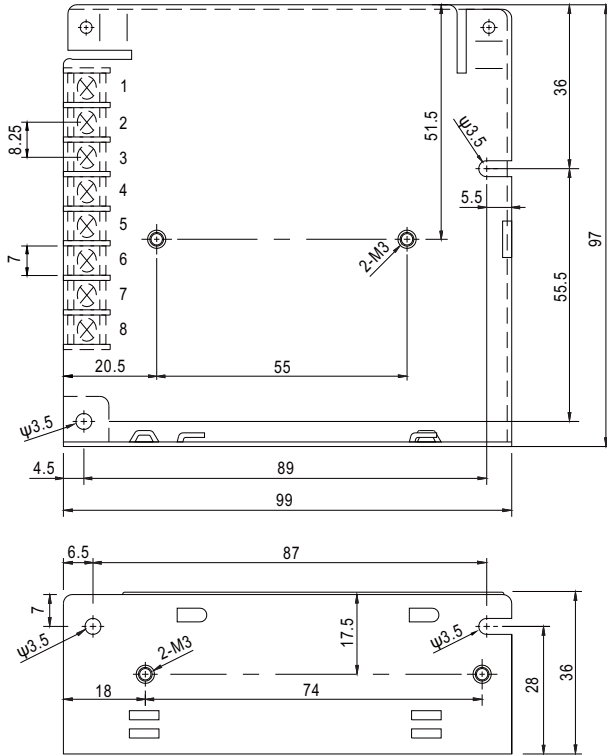


### SPECIFICATION

MODEL	RT-50A			RT-50B			RT-50C			RT-50D			
OUTPUT	OUTPUT NUMBER	CH1	CH2	CH3	CH1	CH2	CH3	CH1	CH2	CH3	CH1	CH2	CH3
	DC VOLTAGE	5V	12V	-5V	5V	12V	-12V	5V	15V	-15V	5V	24V	12V
	RATED CURRENT	4A	2A	0.5A	4A	2A	0.5A	4A	1.5A	0.5A	3A	1A	1A
	CURRENT RANGE	0.5 ~ 5A	0.2 ~ 2.5A	0.1 ~ 1A	0.5 ~ 5A	0.2 ~ 2.5A	0.1 ~ 1A	0.5 ~ 5A	0.2 ~ 2A	0.1 ~ 1A	0.5 ~ 5A	0.2 ~ 1.5A	0.1 ~ 1A
	RATED POWER	46.5W			50W			50W			51W		
	RIPPLE & NOISE (max.) Note.2	80mVp-p	120mVp-p	100mVp-p	80mVp-p	120mVp-p	120mVp-p	80mVp-p	120mVp-p	120mVp-p	80mVp-p	150mVp-p	120mVp-p
	VOLTAGE ADJ. RANGE	CH1: 4.75 ~ 5.5V			CH1: 4.75 ~ 5.5V			CH1: 4.75 ~ 5.5V			CH1: 4.75 ~ 5.5V		
	VOLTAGE TOLERANCE Note.3	±2.0%	±6.0%	±3.0%	±2.0%	±6.0%	±3.0%	±2.0%	+8,-4%	±3.0%	±2.0%	+8,-4%	±6.0%
	LINE REGULATION Note.4	±0.5%	±1.5%	±0.5%	±0.5%	±1.5%	±0.5%	±0.5%	±1.5%	±0.5%	±0.5%	±2.0%	±2.0%
	LOAD REGULATION Note.5	±1.0%	±3.0%	±1.0%	±1.0%	±3.0%	±1.0%	±1.0%	±3.0%	±1.0%	±1.0%	±3.0%	±4.0%
SETUP, RISE TIME	500ms, 20ms/230VAC			1200ms, 30ms/115VAC at full load									
HOLD UP TIME (Typ.)	60ms/230VAC			10ms/115VAC at full load									
INPUT	VOLTAGE RANGE	88 ~ 264VAC			125 ~ 373VDC (Withstand 300VAC surge for 5sec. Without damage)								
	FREQUENCY RANGE	47 ~ 63Hz											
	EFFICIENCY (Typ.)	77%			77%			78%			80%		
	AC CURRENT (Typ.)	1.3A/115VAC			0.8A/230VAC								
	INRUSH CURRENT (Typ.)	COLD START 36A/230VAC											
LEAKAGE CURRENT	<2mA / 240VAC												
PROTECTION	OVERLOAD	110 ~ 150% rated output power Protection type : Hiccup mode, recovers automatically after fault condition is removed											
	OVER VOLTAGE	CH1: 5.75 ~ 6.75V Protection type : Hiccup mode, recovers automatically after fault condition is removed											
ENVIRONMENT	WORKING TEMP.	-25 ~ +70°C (Refer to "Derating Curve")											
	WORKING HUMIDITY	20 ~ 90% RH non-condensing											
	STORAGE TEMP., HUMIDITY	-40 ~ +85°C, 10 ~ 95% RH											
	TEMP. COEFFICIENT	±0.03%/°C (0 ~ 50°C) on +5V output											
VIBRATION	10 ~ 500Hz, 5G 10min./1cycle, period for 60min. each along X, Y, Z axes												
SAFETY & EMC (Note 6)	SAFETY STANDARDS	UL60950-1, TUV EN60950-1, EAC TP TC 004 approved											
	WITHSTAND VOLTAGE	I/P-O/P:3KVAC I/P-FG:2KVAC O/P-FG:0.5KVAC											
	ISOLATION RESISTANCE	I/P-O/P, I/P-FG, O/P-FG:100M Ohms / 500VDC / 25°C/ 70% RH											
	EMC EMISSION	Compliance to EN55032 (CISPR32) Class B, EN61000-3-2,-3, EAC TP TC 020											
EMC IMMUNITY	Compliance to EN61000-4-2,3,4,5,6,8,11, EN61000-6-2 (EN50082-2), heavy industry level, criteria A, EAC TP TC 020												
OTHERS	MTBF	169.2Khrs min. MIL-HDBK-217F (25°C)											
	DIMENSION	99*97*36mm (L*W*H)											
	PACKING	0.41Kg; 45pcs/19.5Kg/0.9CUFT											
NOTE	<ol style="list-style-type: none"> <li>1. All parameters NOT specially mentioned are measured at 230VAC input, rated load and 25°C of ambient temperature.</li> <li>2. Ripple &amp; noise are measured at 20MHz of bandwidth by using a 12" twisted pair-wire terminated with a 0.1uf &amp; 47uf parallel capacitor.</li> <li>3. Tolerance : includes set up tolerance, line regulation and load regulation.</li> <li>4. Line regulation is measured from low line to high line at rated load.</li> <li>5. Load regulation is measured from 0% to 100% rated load.</li> <li>6. The power supply is considered a component which will be installed into a final equipment. All the EMC tests are been executed by mounting the unit on a 360mm*360mm metal plate with 1mm of thickness. The final equipment must be re-confirmed that it still meets EMC directives. For guidance on how to perform these EMC tests, please refer to "EMI testing of component power supplies." (as available on <a href="http://www.meanwell.com">http://www.meanwell.com</a>)</li> <li>7. The ambient temperature derating of 3.5°C/1000m with fanless models and of 5°C/1000m with fan models for operating altitude higher than 2000m(6500ft).</li> </ol>												

**Mechanical Specification**

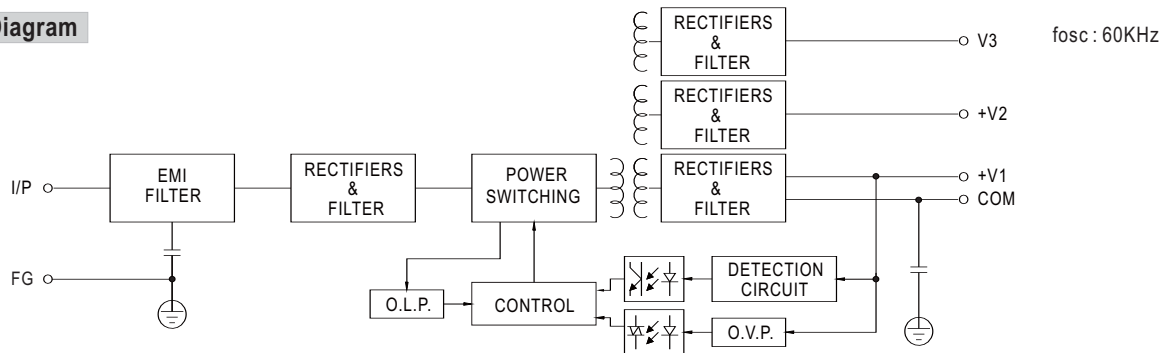
Case No. 905B Unit:mm



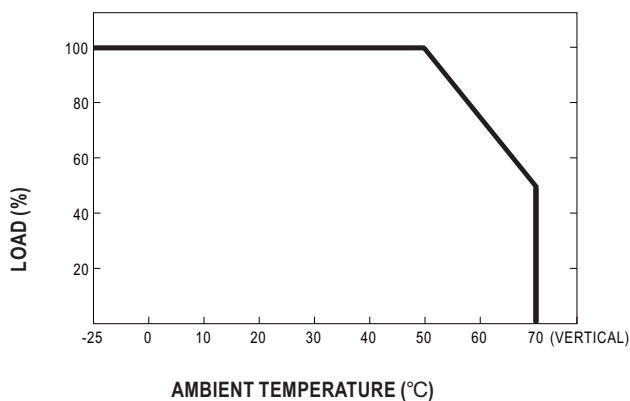
Terminal Pin No. Assignment

Pin No.	Assignment	Pin No.	Assignment
1	AC/L	5	DC OUTPUT V3
2	AC/N	6	DC OUTPUT +V2
3	FG $\perp$	7	DC OUTPUT COM
4	NC	8	DC OUTPUT +V1

**Block Diagram**



**Derating Curve**



**Output Derating VS Input Voltage**

